

# **Historic, Archive Document**


Do not assume content reflects current scientific knowledge, policies, or practices.



62.57

U. S. DEPARTMENT OF AGRICULTURE  
DIVISION OF  
JUL 6 1897  
LABORATORY

SUMMER AND AUTUMN OF 1897.



Price List


-OF-

POT-GROWN

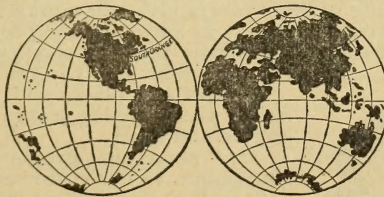
AND LAYER

STRAWBERRY PLANTS

With Descriptions of Some of the Best Varieties  
and Directions for their Culture.



THE UNIVERSAL HORTICULTURAL ESTABLISHMENT



W. A. MANDA, Proprietor,

SOUTH ORANGE, N. J.

**Remit** by P. O. Order, Registered Letter, Draft, or Express Money Order. **Goods** will be sent C. O. D., if desired, providing one-quarter of the amount is sent with the order.

**The Prices** named are for the quantity specified.

**In Packing**, the plants are always removed from the pots, wrapped in paper, and are carefully packed in open boxes. All plants are packed free.

**The Shipping Season** of pot-grown plants commences July 15th, layers, August 1st. *Pot-grown plants cannot be sent by mail, owing to the weight of "balls" of earth at the roots.*

**Claims**—if any—must be made on receipt of goods, when they will be carefully and cheerfully examined, and, if just, all will be made satisfactory.

**Parties** desiring that we should make selections of varieties, will please state the general character of the soil, and whether the berries are wanted for home market or for shipment. Should the stock of any variety become exhausted, we substitute in its stead a sort resembling it in time of ripening, and other characteristics. When it is desired that we should not do this, it must be so stated in the order.

**It is Important** that correspondents write names and addresses distinctly; also the express office or depot to which the goods are to be sent, and give full shipping instructions.

We cannot fill an order for less than 50c., as the cost of filling the same would exceed the amount received.

## SOIL, CULTIVATION, ETC.

The Strawberry may be grown in any soil adapted to the growth of ordinary field or garden crops.

The ground should be well prepared by digging or ploughing deeply, and be properly enriched as for any garden crop. If the land is wet, it must be thoroughly drained.

Some varieties do best when grown on a sandy loam, while others give better results in heavy soil.

There are only a few varieties that do equally well on all kinds of soil; therefore, those who are without experience in this respect would do well, when ordering plants, to state character of soil and leave selections of varieties to us, as, with our many years' experience we are in a position to advise as to the best varieties to plant.

The "matted row" is the system in general use by strawberry growers, and on the whole we consider it the most profitable. This system consists in setting the plants in rows  $3\frac{1}{2}$  or 4 feet apart and  $1\frac{1}{2}$  to 2 feet in the row, according to the fertility of the soil and the character of the varieties to be planted.

For family use, we recommend planting in beds 4 feet wide, with an alley two feet wide between. These beds will accommodate 3 rows of plants, which may stand 15 inches apart each way, and the outside row 9 inches from the alley. The beds can be kept clean, and the fruit can be gathered from them without setting the feet upon them.

To obtain the best results it is necessary to use a *mulch* of coarse horse manure or other light material, which may be applied as soon as the ground has frozen, and may be removed in Spring when the ground has become settled.

The blossoms of those marked with the letter (P) are destitute of stamens and are termed pistillate or imperfect, and unless a row of a perfect flowering variety is planted at intervals not exceeding a rod, they will produce imperfect fruit, and but little of it; but, when properly fertilized, as a rule, they are more prolific than those with perfect flowers.

## POT-GROWN STRAWBERRIES.

**Pot-Grown Strawberry** plants are now in almost universal demand for summer and autumn planting, which may be attributed to the fact that they can be planted with safety at a time that is most convenient for nearly all planters.

Late Spring planting of layer plants gives the most unsatisfactory results, and very few growers are ready to plant in Spring at the proper time.

Pot-Grown plants entirely overcome this difficulty as they can be planted at any time from July to October with success.

Pot-Grown plants will furnish a good crop of berries the following season and they will be of the largest and finest.

Our plants are grown with a view to giving satisfaction to our customers and are not sent out until well rooted and established in the pots.

Packing is done in the most careful manner, plants always reaching customers in good condition.

Potted plants will be ready for shipment July 15th. Order early.

When planting in a dry time, soak the ball in water before planting and don't forget to mulch in winter.



Plant turned out of Pot.


# NEW VARIETIES.

Each season brings to our notice a number of new varieties of Strawberries for which more or less strong claims are made, and, as often proves to be the case, many of them are almost worthless, except, perhaps, in the locality in which they originated.

But some are grand berries, and in the following list we offer only the varieties that have been tested in various sections of the country and in all kinds of locations, and cannot fail to give satisfaction if given proper care:

**Glen Mary.** A superb variety which unites large size, great productiveness and good quality to a remarkable degree, and is evidently one of those sorts that are especially adapted to the amateur and those who grow extra fine berries for market. It is of extra large size, bringing the highest price in market, bright, glossy crimson, and fine in flavor. The plant is strong and healthy, very prolific and on good soil the berries maintain their large size to the end of the season. We feel confident it will give great satisfaction, and all who delight in fine berries should not fail to set at least a few plants of it this season. Early.

\$1.00 a doz., \$4.50 a 100.



**BISMARCK.**


**Bismarck.** An improvement upon Bubach No. 5, of which it is a seedling. The plant resembles Bubach in general appearance but is more robust and stocky, with the same ironclad foliage, and is even more productive. The berries are very large, obtuse conical, seldom or never cockscombed, bright scarlet, firm and solid and of excellent quality. It colors all over, with no green tip, and ships well.

\$1.00 a doz., \$4.50 a 100.

**Enormous.** (P.) Those who attach importance to great size in a Strawberry should be well satisfied with this; for, as its name suggests, it is enormous. It is a western variety and in general appearance

somewhat resembles Bubach No. 5, but the plant is a better grower and the fruit is even larger and very much firmer. Often variable in shape, deep crimson, very glossy, firm and solid; quality very good indeed. It is excellent for canning, retaining its form perfectly. The plant is a strong grower and abundant bearer, its foliage showing not the slightest sign of rust. It has given immense satisfaction wherever fruited and will undoubtedly take a high rank. Early.

\$1.00 a doz., \$4.50 a 100.



**MARSHALL.**

**Marshall.** A superb variety, especially desirable for its large size and fine flavor. It brings the highest price in market and is profitable where fancy berries are in demand. The berries are uniformly large, dark crimson when fully ripe, handsome and good. The plant is strong and luxuriant but hardly productive enough in ordinary field culture, needing the rich soil and careful culture of the home garden, given which it will prove very satisfactory. Its excellent quality, fine flavor and large size render it admirable for table use. Mid-season.

75c. a doz., \$3.50 a 100.

## NEW VARIETIES.

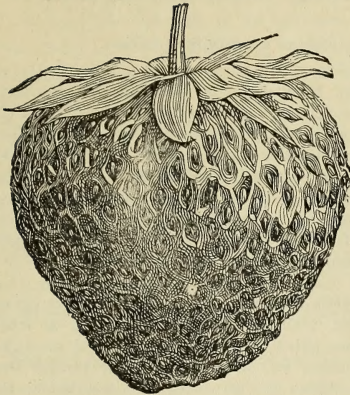


MARY.

The berries are uniformly of the conical form, with blunt apex shown in the plate, exceptionally uniform in size and shape, deep crimson color, and of extra rich, high quality. Of the entire list of strawberries there is not a single sort that will keep longer when ripe or endure shipping better. Its season is medium to late, the berries retaining their large size remarkably well to the end. A characteristic of the variety is that its fruit is rarely ill-shaped, never cockscombed; an unusual feature in a large berry, measuring 3 inches in diameter, 12 berries making a quart.

Potted plants, ready July 15th.....75c. a doz., \$3.50 a 100.


❀—NEW VARIETIES.—❀



**BRANDYWINE.**

**Brandywine.** New and of indisputable value. It has been fruited in so many different localities that it has become very generally and favorably known. It seems to us well worthy of all that has been said of it, and not a defect is visible. The berries are large, roundish-conical, regular and uniform, bright glossy crimson, very handsome, firm and solid, excellent in quality, with fine aromatic flavor. Plant remarkably vigorous, large, healthy, hardy and productive; succeeds on any soil. The berries color all over evenly and retain their large size to the last; every berry comes to maturity. Its great productiveness, large size, beauty and good quality render it a most desirable variety for the home garden. Mid-season to late.

75c. a doz., \$3.50 a 100.



**MICHIGAN.**

**Michigan.** Without a rival as a late variety. The latest of all to ripen, of good size and quality, a heavy yielder, handsome and firm. Ripens a week to ten days later than Gandy.

Lateness is now an important factor in the profits of strawberry growing, and when this is combined with large size, great productiveness and fine quality, a high point of value is reached.

75c. a doz., \$3.50 a 100.

## “Gilt Edge” Collection.

This collection we consider the best that can be selected for the home garden. The six varieties lengthens the strawberry season to the maximum limit. This collection includes best early, mid-season and best of the very late varieties. They are productive, sweet and fine flavored and of large size.

The Gilt Edge Collection consists of the following six varieties:

**FOR EARLY:**

BEDER WOOD and  
GLEN MARY.

**MID-SEASON:**

SAUNDERS and  
CUMBERLAND TRIUMPH.

**LATE:**

GANDY and  
MARSHALL.

**PRICES OF THE ABOVE “GILT EDGE” COLLECTION.**

Pot-grown plants, well rooted, that will bear good crops of luscious fruit next June.

|               |            |         |        |
|---------------|------------|---------|--------|
| Collection 1— | 24 plants, | 4 each, | \$1.25 |
| “ 2—          | 48 “       | 8 “     | 2.00   |
| “ 3—          | 120 “      | 20 “    | 4.25   |
| “ 4—          | 210 “      | 35 “    | 6.50   |
| “ 5—          | 300 “      | 50 “    | 9.00   |

**Greenville.** (P.) A large, showy berry that will certainly bring rich returns to those who will give it the treatment it merits. It somewhat resembles Bubach, being of vigorous plant and bearing a large berry that is none too firm for shipment, but it is a profitable berry to grow for a near-by market, and will give good returns under liberal treatment. The berries are large and fine, bright crimson in color, and of excellent quality. It is much better than Bubach in quality and rather firmer in flesh; a decided improvement. Mid-season.

50c. a doz., \$3.50 a 100.

**Aroma.** A fine berry for the home garden. Combining, as it does, large size, with good quality, perfect shape and beautiful color, it is a very desirable berry. Mid-season.

50c. a doz., \$3.50 a 100.

**Timbrell.** This new variety is attracting a great deal of attention, and we believe justly so.


The Disseminator says of it: “It combines extreme hardness, healthiness and productiveness with firmness sufficient to place it on the market in good condition. Its large and uniform size, fine color, lateness of ripening, excellent quality and productiveness, will make it a valuable addition to our list of strawberries.”

Potted Plants, ready July 15th, 50c. a doz. \$3.50 a 100.

## ❀—STANDARD VARIETIES.—❀

Price for Pot-Grown Plants of any of the following: Dozen, 50c.; 100, \$3.00.

*Not less than six or fifty of a variety at dozen or hundred rates.*



**BEDER WOOD.**

**Beder Wood.** This is one of the very best early berries either for home use or market. It is not only very early but it is immensely productive. The fruit is large, conical, bright red color and of excellent quality.



**BUBACH No. 5.**

**Bubach No. 5. (P.)** This is a wonderful berry in vigor of plant and yield of fruit even under careless culture.

It has taken a prominent position in strawberry culture, in most cases taking the place of the Sharpless, which it resembles in shape, but it is fully double as productive as that variety. This berry is a wonder in its season of fruit, completely covering the ground about the plants with large berries which are of ordinarily good flavor and holding out large until the last picking. Mid-season.

**Chas. Downing.** A well-known favorite for the family garden on account of its high quality, productiveness and general adaptability; berries large and fine, but only moderately firm. In some localities its foliage scalds badly, but the plant is a good grower and a bed of this variety will remain fruitful without renewal much longer than most other sorts.

**Lovett's Early.** This seems to be a great favorite with all who have seen it in fruit and we think no one will make a mistake in planting it. Among its good points are adaptability to all soils and localities, its firmness, productiveness, color and quality. It ripens mid-season and not early as was first claimed for it. It is, however, a good market variety.



**GANDY.**

**Gandy.** One of the best late strawberries yet introduced and the leading late variety with fruit growers all over the country. As a choice late sort it is an entire success. In size and firmness it is all that can be desired, and in vigor of plant and growth it is eminently satisfactory, but under ordinary culture its yield is not so great as many expect. It is not essential to have heavy soil, but to produce best results it is necessary to apply fertilizers liberally. The berries are large, very uniform in size and shape, of bright crimson color, handsome and showy, very firm and of good quality.


**Cumberland.** Especially desirable for the home garden as the fruit is large and fine and it continues in bearing for a long time. Plant large and vigorous, but only moderately productive. Berries large, almost round, regular and uniform in size and shape, moderately firm, of pale scarlet color and high quality. Early to mid-season.



## ❀—STANDARD VARIETIES.—❀

**Parker Earle.** This is one of the few varieties that seem to succeed in all soils and it seems destined to be classed among the most desirable varieties for general cultivation. The fruit is of good size, long, conical, with slight neck, very bright red, quality good, with a rich, mild flavor. It is firm enough to carry well, and its fine appearance will always make it sell. The plants are healthy and vigorous, making immense crowns and not many runners. As a market berry it must become popular. Season late.

**Saunders.** A Canadian berry of great value for the market grower. The plant is large and vigorous, and is as healthy and hardy as any ever set out. It has a perfect blossom, and is very productive. The fruit is very large, conical, slightly flattened, and often has a depression on one or both sides. It is deep red, and remarkably glossy. The flesh is of the same color and has a sprightly, agreeable flavor.




SCHUSTER'S GEM.

**Schuster's Gem.** (P.) A magnificent variety with an unusually strong and vigorous plant, bright, healthy foliage. Fruit large globular shape, regular and uniform, maintaining a good size to the end, beautiful bright scarlet, excellent quality. It is only moderately firm and hence is not especially adapted for distant shipment, but for the local market, or for the garden it is unexcelled. It adapts itself to almost any soil and location. Early to mid-season.

**Haverland.** (P.) The great productiveness of this variety renders it exceedingly profitable for a local or near-by market, and also very desirable for the home garden. It requires heavy soil, however, and is then very satisfactory. The plant is a strong grower, with good foliage, and the fruit is large, long, with rounded apex, of a bright, glossy crimson, good quality and moderately firm. Early.

**Michel's Early.** (*Osceola*.) A very early variety of the Crescent type, with a vigorous and healthy growing plant. It bears abundantly and with liberal manuring, and by not allowing it to run too freely, it will give satisfaction. Extra early.



SHARPLESS.

**Sharpless.** Demands rich, strong soil, without which it is apt to prove disappointing in yield. The plant is exceedingly large and vigorous and quite free from rust or blight. Berries large to very large, somewhat irregular in shape, crimson, moderately firm and of good quality. It is a profitable variety for a near market on account of its large size, and with good culture will furnish an abundance of fine fruit. Mid-season.

**Tennessee Prolific.** Decidedly one of the best and most profitable of the standard sorts. We have fruited it largely and found it surpassed by no other early varieties for profitable returns. It ripens among the earliest and the berries are uniformly large, bright crimson, firm and good in quality.

**Woolverton.** Wherever this variety has been tested it has made a good record. It is a splendid grower, sending out plenty of strong runners and bearing abundantly. The fruit is large, resembling the Bubach in form except that the largest berry on the stem is often more irregular. The color is a bright red and the quality is very good.

# ORDINARY LAYER STRAWBERRY PLANTS.

We prefer not to dig layer plants before October 10, but will ship at dozen rates after August 1, and at hundred rates after September 1.

*If to be sent by mail add 20 cents per 100 for postage—at dozen rates mailed free.*

|                                    | After Aug. 1st. | Sept. 1st. | —Oct. 1st.— |        |
|------------------------------------|-----------------|------------|-------------|--------|
|                                    | Doz.            | 100        | 100         | 1000   |
| Aroma (P).....                     | \$ 50           | \$2 00     | \$1 00      | \$6 00 |
| Brandywine.....                    | 50              | 2 00       | 1 00        | 4 00   |
| Beder Wood ( <i>Racster</i> )..... | 25              | 1 00       | 75          | 4 00   |
| Bubach No. 5 (P).....              | 25              | 1 00       | 75          | 4 00   |
| Bismarck.....                      | 50              | 2 00       | 1 00        |        |
| Chas. Downing.....                 | 35              | 1 00       | 75          | 4 00   |
| Crescent (P).....                  | 25              | 1 00       | 75          | 3 00   |
| Enormous.....                      | 50              | 2 00       | 1 00        |        |
| Gandy.....                         | 35              | 1 00       | 75          | 4 00   |
| Glen Mary.....                     | 50              | 2 00       | 1 00        |        |
| Greenville (P).....                | 35              | 2 00       | 1 00        | 5 00   |
| Haverland (P).....                 | 35              | 1 00       | 75          | 4 00   |
| Jucunda Improved.....              | 40              | 1 50       | 1 00        | 5 00   |
| Kentucky.....                      | 35              | 1 00       | 75          | 4 00   |
| Lovett's Early.....                | 35              | 1 00       | 75          | 4 00   |
| Michel's Early.....                | 35              | 1 00       | 75          | 4 00   |
| Mary (P).....                      | 35              | 1 25       | 75          |        |
| Marshall.....                      | 50              | 2 00       | 1 00        | 5 00   |
| Michigan.....                      | 50              | 2 00       | 1 00        |        |
| Parker Earle.....                  | 40              | 1 50       | 1 00        | 6 00   |
| Princess (P).....                  | 35              | 1 00       | 75          | 4 00   |
| Saunders.....                      | 35              | 1 25       | 75          | 4 00   |
| Sharpless.....                     | 35              | 1 00       | 75          | 4 00   |
| Schuster's Gem (P).....            | 40              | 1 50       | 75          | 4 00   |
| Standard.....                      | 50              | 1 75       | 75          | 4 00   |
| Timbrell (P).....                  | 50              | 2 00       | 1 00        |        |
| Tennessee Prolific.....            | 50              | 2 00       | 1 00        | 6 00   |
| Wilson.....                        | 35              | 1 00       | 75          | 4 00   |
| Woolverton.....                    | 40              | 1 00       | 75          | 4 00   |

Prices for larger quantities than named on this list given on application.